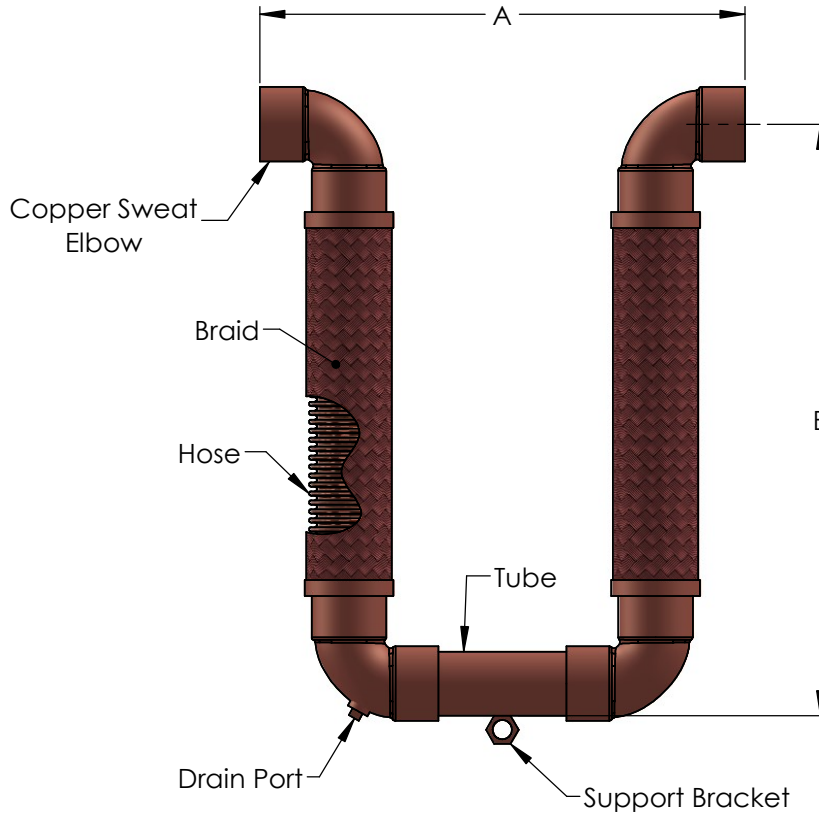


Hose	Braid	End Fitting	Fitting Material
Bronze	1-LAYER Bronze	Female Sweat	Copper



QTY.	PIPE SIZE NPS	MODEL	AXIAL MOVEMENT	A (IN)	B (IN)	WORKING PRESSURE (PSIG)	SPRING FORCE LBS*	NOTES
	1/2"	EUS1.5	± 1-1/2"	4-1/2	9	706	45	
	3/4"	EUS1.5	± 1-1/2"	5-1/2	10-1/2	577	47	
	1"	EUS1.5	± 1-1/2"	6-1/2	12	470	53	
	1-1/4"	EUS1.5	± 1-1/2"	8-1/4	13-3/4	361	66	
	1-1/2"	EUS1.5	± 1-1/2"	9-1/4	14-3/4	329	70	
	2"	EUS1.5	± 1-1/2"	11-1/4	17-1/4	317	78	
	2-1/2"	EUS1.5	± 1-1/2"	13-1/4	20	272	83	
	3"	EUS1.5	± 1-1/2"	15	21-1/2	201	90	
	4"	EUS1.5	± 1-1/2"	19-1/2	24-3/4	142	120	

SPRING FORCE:

*These values reflect the total force required to move the U-Loop its full rated movement for 150 PSI @ 70°F. All dimensions are in inches.

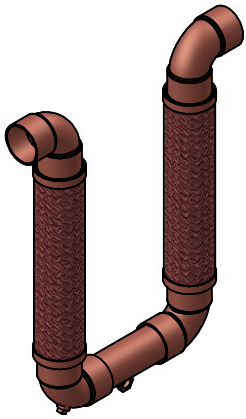
NOTES:

There is no "standard" hanging orientation for loops as illustrated. Up, down, sideways; these are all acceptable. If steam is the media for the application, loops should be double braided regardless the working pressure. The orientation for steam loops should be considered in such a way to avoid condensate build up. Shipping bars are included with all loops.

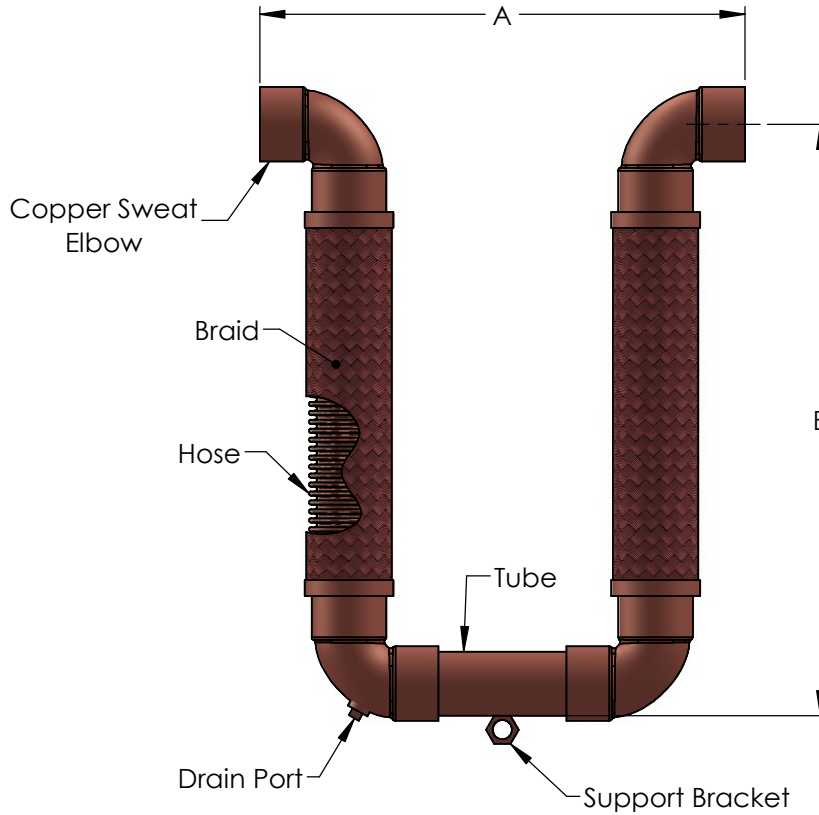
NSF 372 - LEAD FREE: The wetted surface of this product contacted by water contains less than one quarter of one percent (0.25%) of lead by weight. Material complies with state codes and standards where applicable, requiring reduced lead content.

U-Loops 2" and larger installed in any orientation other than hanging down MUST have the return supported. (See installation instructions.)

REV.	DRAWN BY: CL	Date: 4/27/2020
		5331 Quam Ave NE St. Michael, MN 55376 Phone: 763-201-2151 Fax: 763-201-2134 Email: sales@engineeredflex.com
		Customer:
Project:		
Style: Bronze U-Loop w/ Female Sweats		
SCALE: NONE	DRAWING NUMBER: EUS1.5	



Hose	Braid	End Fitting	Fitting Material
Bronze	1-LAYER Bronze	Female Sweat	Copper



QTY.	PIPE SIZE NPS	MODEL	AXIAL MOVEMENT	A (IN)	B (IN)	WORKING PRESSURE (PSIG)	SPRING FORCE LBS*	NOTES
	1/2"	EUS4	± 4"	7	12-3/4	706	45	
	3/4"	EUS4	± 4"	8	14-1/2	577	47	
	1"	EUS4	± 4"	9	16-1/2	470	53	
	1-1/4"	EUS4	± 4"	10-1/4	18-1/2	361	66	
	1-1/2"	EUS4	± 4"	11-1/4	20	329	70	
	2"	EUS4	± 4"	12-1/4	23	317	78	
	2-1/2"	EUS4	± 4"	14	26-1/4	272	83	
	3"	EUS4	± 4"	15-1/2	28-1/4	201	90	
	4"	EUS4	± 4"	19-1/2	31-3/4	142	120	

SPRING FORCE:

*These values reflect the total force required to move the U-Loop its full rated movement for 150 PSI @ 70°F. All dimensions are in inches.

NOTES:

There is no "standard" hanging orientation for loops as illustrated. Up, down, sideways; these are all acceptable. If steam is the media for the application, loops should be double braided regardless the working pressure. The orientation for steam loops should be considered in such a way to avoid condensate build up. Shipping bars are included with all loops.

NSF 372 - LEAD FREE: The wetted surface of this product contacted by water contains less than one quarter of one percent (0.25%) of lead by weight. Material complies with state codes and standards where applicable, requiring reduced lead content.

U-Loops 2" and larger installed in any orientation other than hanging down MUST have the return supported. (See installation instructions.)

REV.	DRAWN BY: CL	Date: 4/27/2020
		5331 Quam Ave NE St. Michael, MN 55376 Phone: 763-201-2151 Fax: 763-201-2134 Email: sales@engineeredflex.com
		Customer:
Project:		
Style: Bronze U-Loop w/ Female Sweats		
SCALE: NONE	DRAWING NUMBER: EUS4	